

Certificate

Certified Passive House Component

for cool, temperate climates; valid until 31.12.2016

Passive House Institute
Dr. Wolfgang Feist
64283 Darmstadt
GERMANY

Category: **Window Frame**
 Manufacturer: **OPTIWIN GmbH**
6341 Ebbs, AUSTRIA
 Product name: **RESISTA**

This certificate was awarded based on the following criteria:

Given a U_g value of $0.70 \text{ W}/(\text{m}^2\text{K})$ and a window size of 1.23 m by 1.48 m,

$$U_w = 0.80 \text{ W}/(\text{m}^2\text{K}) \leq 0.80 \text{ W}/(\text{m}^2\text{K})$$

Taking into account the installation based thermal bridges and provided that the installation is, with regard to the thermal bridges, equal or better than shown in the data sheet, the window meets the following criterion.

$$U_{w, \text{installed}} \leq 0.85 \text{ W}/(\text{m}^2\text{K})$$

Thermal data

	U_f -value [W/(m ² K)]	Width [mm]	Ψ_g [W/(mK)]	$f_{Rsi=0.25}$ [-]
Spacer	acs+*			0.71
Bottom	0.91	95	0.024	
Side/top	0.81	95	0.024	

*Spacers of lower thermal quality, especially those made of aluminium, lead to significantly higher thermal losses and lower temperature factors.

For further information, please see the data sheet

Passive House Efficiency Class

phA
advanced component

phB
basic component

phC
certifiable component

not suitable for Passive Houses

COMPONENT AWARD 2015
SYSTEM CONNECTA 1st PRIZE

www.passivehouse.com

0514wi03

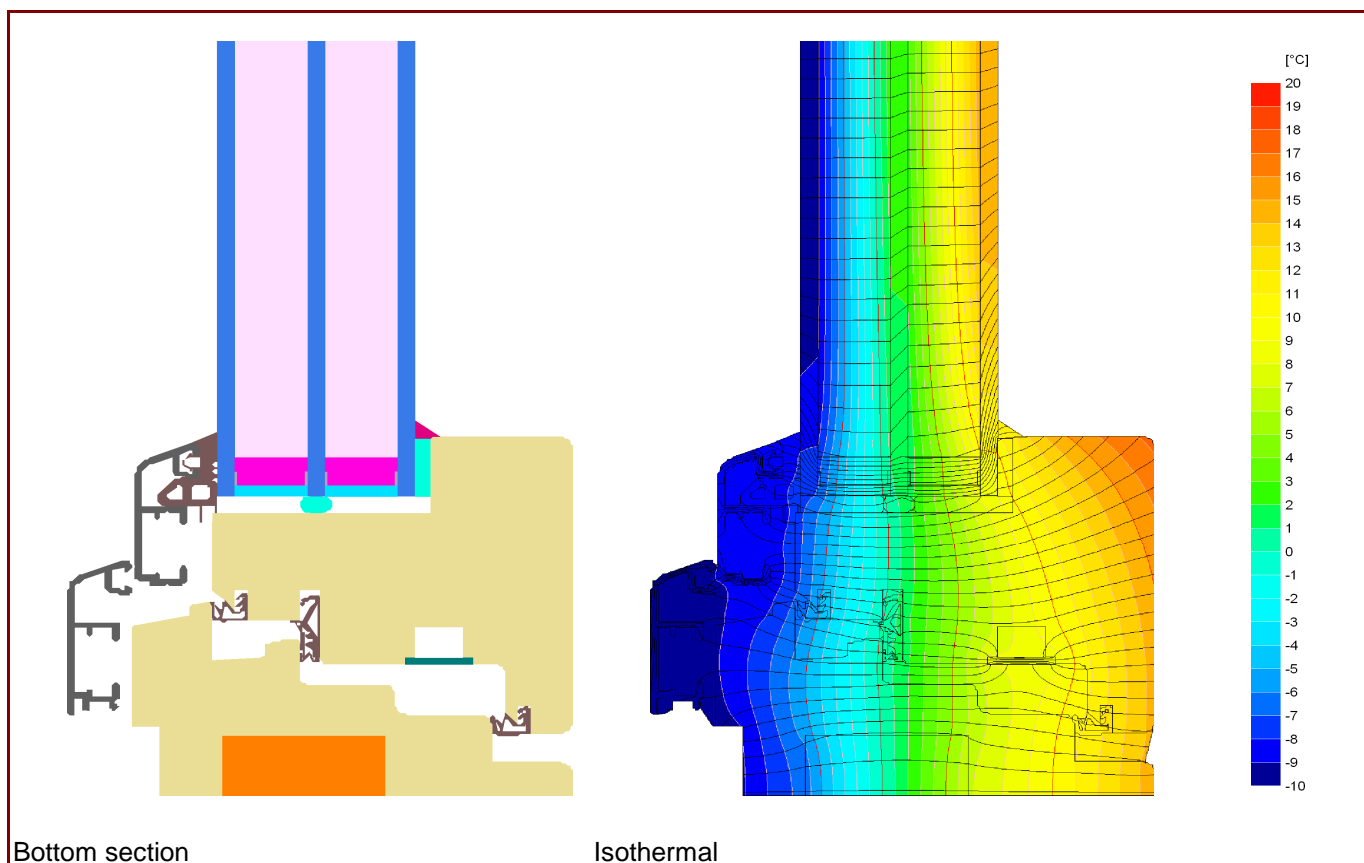
phA

CERTIFIED COMPONENT

Passive House Institute

Data Sheet OPTIWIN GmbH, RESISTA

Manufacturer OPTIWIN GmbH
 Wildbichlerstrasse 1, 6341 Ebbs, AUSTRIA
 Tel.: +43 5373 46046 0
 Email: office@optiwin.net, www.optiwin.net

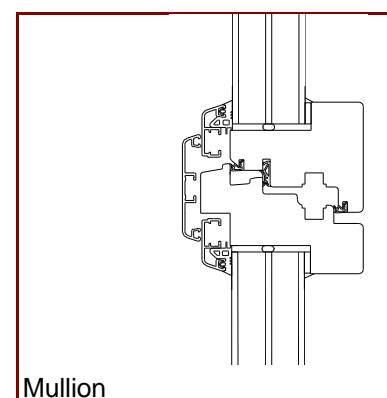


Description

Timber window frame (0,11 W/(mK)) with aluminium cladding on the outside. Internal frame insulation: 0,04 W/(mK). Pane thickness: 48 mm (4/18/4/18/4), Rebate depth: 15 mm.

Thermal data for the window frame

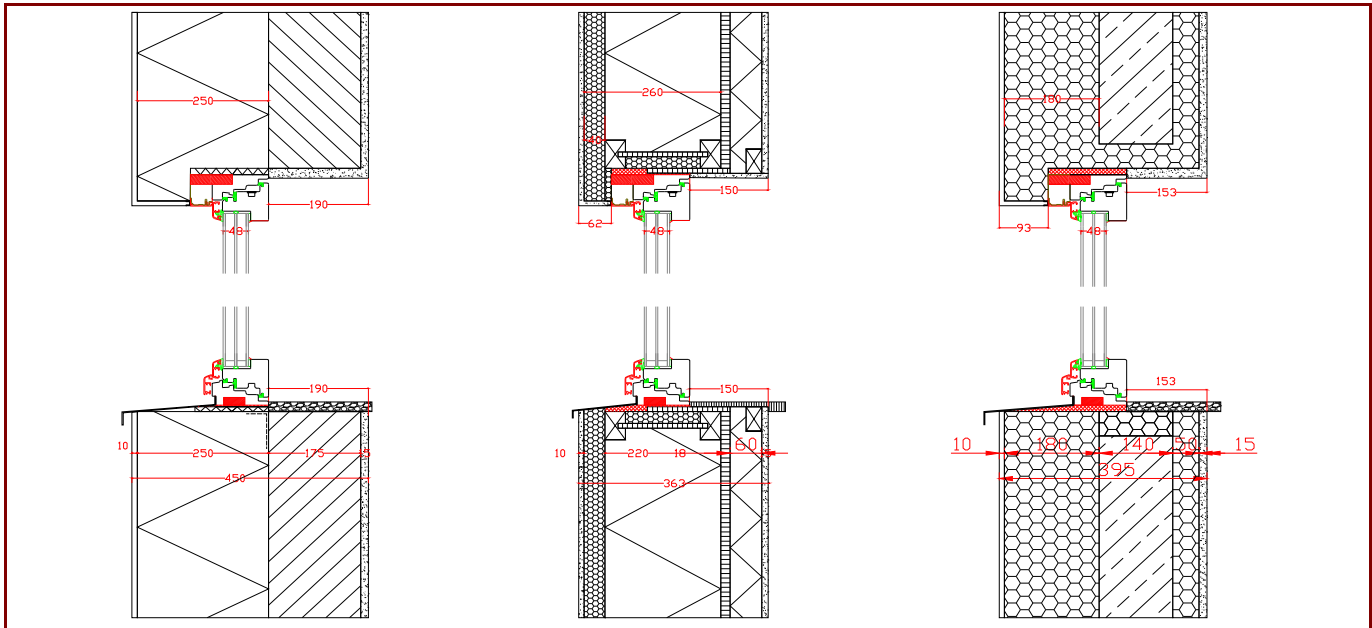
	U_f -value [W/(m ² K)]	Width [mm]	Ψ_g [W/(mK)]	$f_{Rsi=0.25}$ [-]
Spacer	acs+*			0.71
Bottom	0.91	95	0.024	
Side/Top	0.81	95	0.024	
Flying Mullion	0.94	122	0.023	0.71



* Spacers of lower thermal quality lead to higher thermal losses and lower glass edge temperatures.

Data Sheet OPTIWIN GmbH, RESISTA

Installation



Installation based thermal bridge $\Psi_{\text{instal.}}$ in Passive House suitable walls

		EIFS	Timber construction wall	Insulated formwork blocks
Position				
Bottom	[W/(mK)]	0.017	0.029	0.018
Side/Top	[W/(mK)]	0.007	0.010	0.006
$U_{W,\text{instal.}}$	[W/(m ² K)]	0.82	0.84	0.82

Explanatory notes

The window U-values were calculated based on a 1.23 m by 1.48 m window $U_g = 0.70 \text{ W}/(\text{m}^2\text{K})$.
If better glazing is used, the window U-values decrease as follows:

U Glazing	U_g [W/(m²K)]	0.64	0.58	0.54
U Window	U_w [W/(m²K)]	0.75	0.71	0.68

Depending on the thermal losses through opaque elements, transparent components are categorised according to efficiency classes. These thermal losses include the losses through the frame, the frame width, the thermal bridge at the glass edge as well as the length of the glass edge. Certificates for arctic regions are too valid vor cold, certificates for cold regions are too valid for cool, temperate zones.

Please ask the manufacturer for a detailed report containing all calculations and results.
For further information, please visit www.passivehouse.com or www.passipedia.org.